

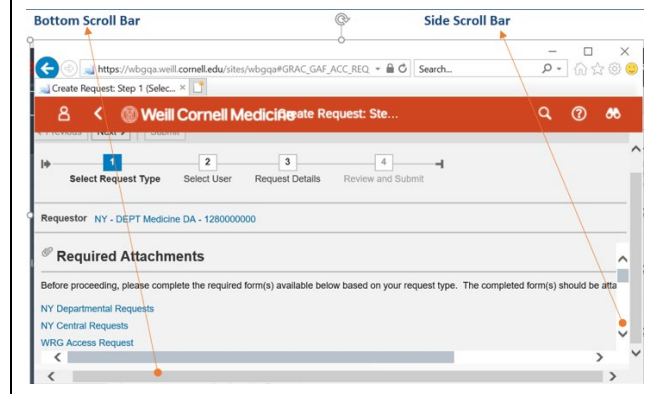
Function or Tile	Change/issue description	Workaround	Related KB or Screenshot
WBG Dashboard	Your WBG Dashboard will no longer have any of the customized tiles and groups you may have created, including BI Reports. You will need to re-create these customizations after the upgrade.	If you need to reference your pre-upgrade WBG Dashboard to view your previous tiles, groups, and BI Reports, the old system will be available for one month via myApps. (To access the old WBG, login to myApps and click the icon Old Weill Business Gateway . This icon should be used to view customizations.)	Customizing your WBG Experience

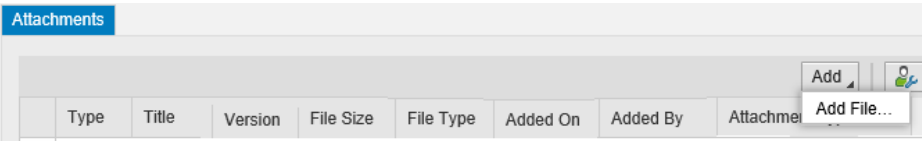
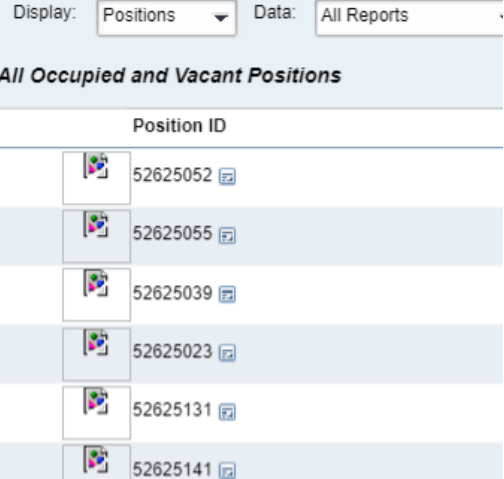
Functions			
Function or Tile	Change/issue description	Workaround	Related KB or Screenshot
eForms, Purchasing	You cannot upload an attachment if the file name contains commas.	Make sure that your attachment file name does not contain commas. E.g. Cab_receipt_12,17,2019 (incorrect) Cab_receipt_12-17-2019 (correct)	

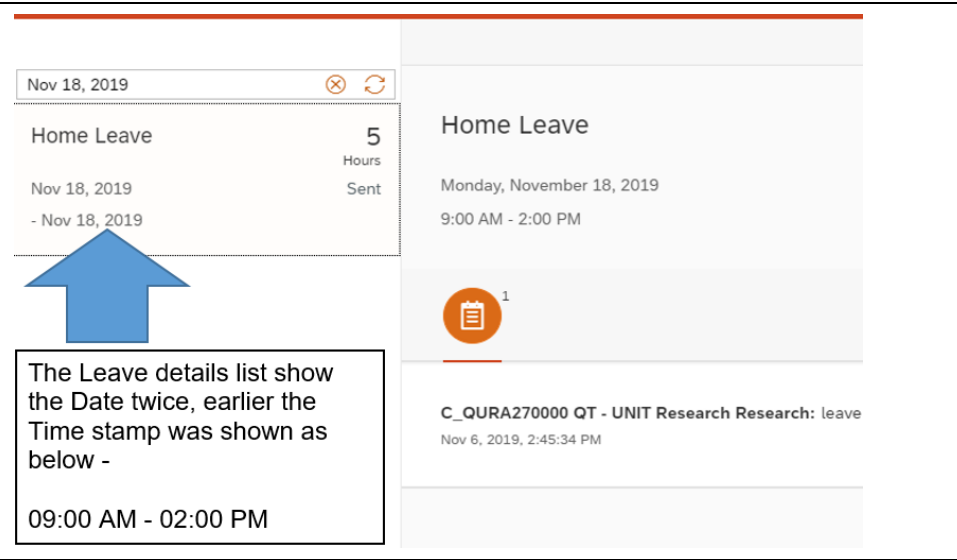
**System
Access
(GRC)**

You may not be able to see the scroll bar on the GRC screen.

Reduce the magnification to 60% to view the scroll bar.



Functions			
System Access (GRC)	If you are using Google Chrome to access System Access the scroll bar may not appear.	Use IE or Firefox for best results.	
System Access (GRC)	The attachment button is moving from the left side of the screen to the right side of the screen.		
Benefits	An additional click is required to access the appropriate Benefits transaction.	<ol style="list-style-type: none"> 1. Click the Benefits tile on the homepage. 2. Click the Benefits link on the Employee Self Service screen. 3. Click the link for the transaction. 	
Benefits	Users with Enrollment access: If you add or edit dependent. and/or life beneficiary information, the updates are not immediately displayed on the page, but they are saving correctly.	The dependent and/or life beneficiary updates you made will be visible as you move on to the next steps of enrollment. You must add dependents/life beneficiaries to the relevant plans before saving the enrollment.	
Personnel Actions	WBG users with direct reports: The icon for Position requisition/Employee Termination in the Personnel Actions tile is not displaying correctly.	While the icon appears broken, it does not affect functionality. To access the employee record, click the Position ID number.	

<p>Leave Requests</p>	<p>Partial day Leave Requests are displaying incorrectly in employee's view of My Requests. Before the upgrade the time stamp displayed the hours of the Leave Request. After the upgrade, the date is shown twice.</p>	<p>No workaround is necessary. The Leave Request is still being recorded correctly.</p>	 <p>The Leave details list show the Date twice, earlier the Time stamp was shown as below -</p> <p>09:00 AM - 02:00 PM</p>
<p>Pay Statement</p>	<p>The Print button is not visible in Pay Statement when using Safari.</p>	<p>If you need to print your pay statement, access it using Chrome, Firefox, IE or another browser that is not Safari.</p>	